

Online Banking Upgrade

MODERN AND RESPONSIVE

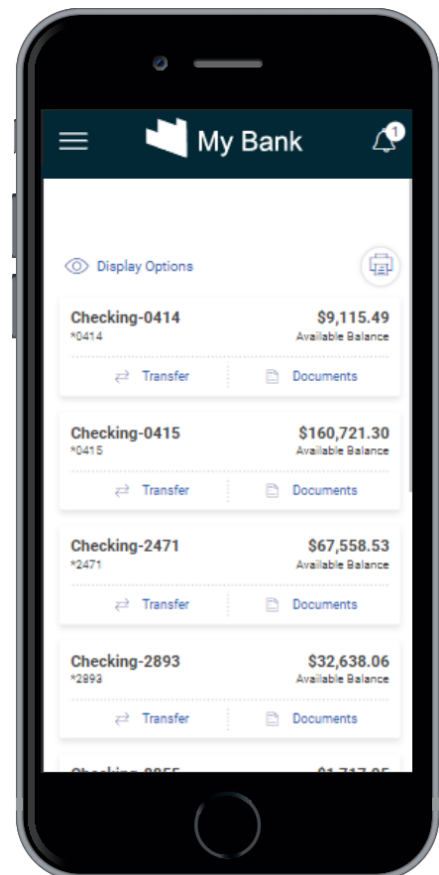
Online Banking has a sleek, updated interface that works on your desktop, laptop, tablet or cell— giving you freedom to do your banking wherever and whenever.

NEXT-GENERATION AUTHENTICATION

We're using the latest authentication technology to continue to keep your online sessions safe and secure. Because of this, you may be prompted to confirm your identity through a one-time PIN when you first sign-on to Online Banking after the upgrade.

UPDATED MENUS

For brevity and efficiency, some menu options are changed. **Money Movement** menu is renamed **Move Money**. **Statements** is renamed **Documents**. **Contact Us** is renamed **Secure Messaging**. **User Information** is renamed **Self Administration**. **Forms** is renamed **Service Requests** which is now a separate tab on the Secure Messaging page.




ACCOUNT OVERVIEW

The Account Overview page is the first page you'll see after signing on to Online Banking. This page offers three distinct formats that are designed to give you the best view of your accounts, depending how many entitled accounts you have and whether you're a retail or corporate customer.

Card/Tile View - Retail

Each account is presented as a card/tile that includes balance information with links to related tasks at the bottom of the card/tile.

You can change to the list view by clicking the list view icon .

Checking-0414
*0414

\$9,115.49
Available Balance

\$9,115.49
Current Balance

[Transfer](#) | [Documents](#)

List View - Retail

Each account is presented as a row in a table that includes balance information with links to related tasks on the right end of the row.

You can change to the card view by clicking the card view icon .

Checking-0414 *0414	\$9,115.49 Available Balance	\$9,115.49 Current Balance	Transfer Documents
-------------------------------	--	--------------------------------------	---

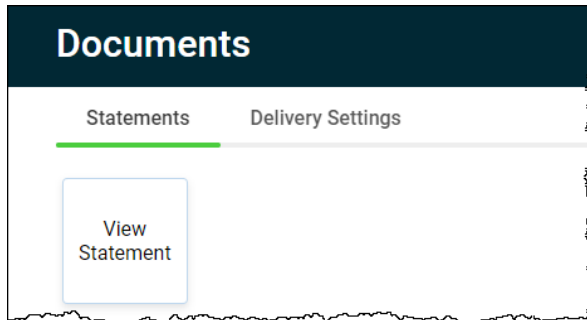
Tabbed View - Corporate

Accounts are grouped by type and displayed within a table on a tab. Each account row provides balance information with related tasks available via the ellipsis (...) on the right end of the row.

Assets		Liabilities	
Account Name	Number	Available Balance	Current Balance
Checking-8001	*8001	\$3,986.45	\$7,235.54 ...
Checking-1083	*1083	\$48,925.39	\$48,925.39 ...

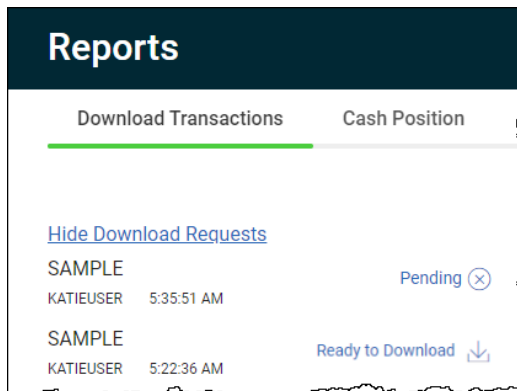
STATEMENT DELIVERY

Choose your statement delivery preferences through the new Delivery Settings tab on the Documents page.



DOWNLOAD REQUESTS

Access completed and pending download transaction requests on the same page where you submit your requests.



SELF ADMINISTRATION

The User Information page is renamed Self Administration. Use this page to manage your password, email, telephone numbers, and username.

Self Administration

Change Password Personal Preferences **Change Username**

Current Username: **K8TEUSER**

New Username

Please enter New Username

- 4-60 characters.
- i May include letters and numbers.
- i May include the following character _ . @ - # \$ % + / ^

ALERTS

Your contact information and alert quiet time can be viewed and changed via the **Show Contact Information** link at the top of the page. Conversely, the information can be hidden by clicking the **Hide Contact Information** link. A **Yes/No** slide button allows you to easily subscribe to or unsubscribe from certain alerts.

Account Alerts Service Alerts ACH Alerts

[Show Contact Information](#)

Accounts
Checking-0414 - Available \$9,115.49

Account Transfer Alerts

Daily or Weekly Transfer Summary i **Yes** ✓

Frequency

Deliver to:

Primary Email: katie.user@email.com

Recurring or Scheduled Transfer n Days in Advance i **No**

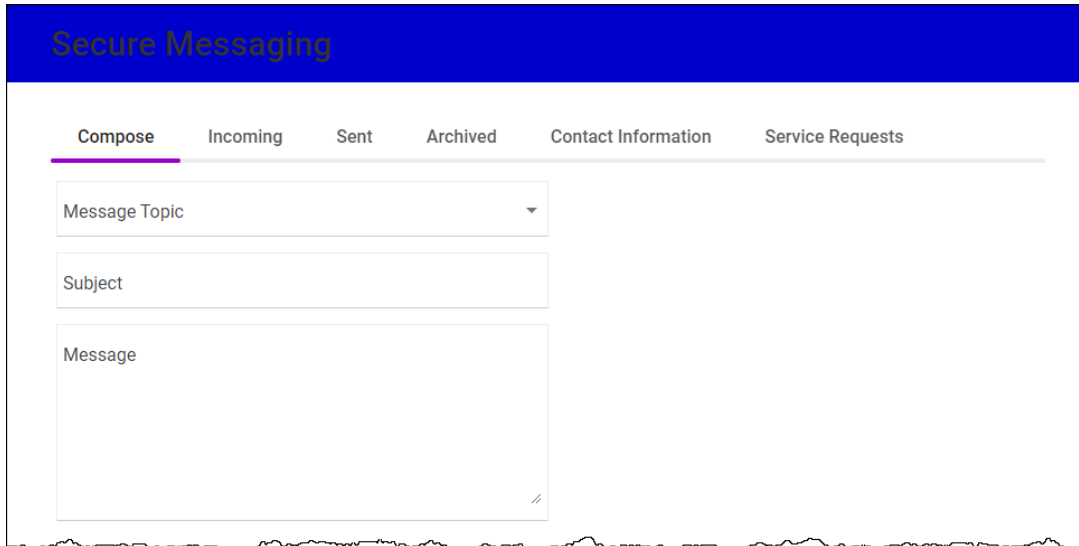
Number of Days

SECURE MESSAGING

The Secure Messaging page is separated into the following tabs: **Compose**, **Incoming**, **Sent**, **Contact Information**, **Archived**, and **Service Requests**.

Use **Compose** to reach out to us about any of your Online Banking questions or concerns. Use **Incoming** to view any of the messages we've sent to you. Use **Sent** to view any of the messages you've sent to us. The Archived tab includes any of the messages from us that you've chosen to keep. The **Contact Information** tab is where you'll find our contact

information. **Service Requests** (formerly **Forms**) is where you'll go to access forms for things like changing your address, order checks, and so on.



The screenshot shows the 'Secure Messaging' interface. At the top, there is a blue header with the text 'Secure Messaging'. Below the header, there is a navigation bar with several tabs: 'Compose', 'Incoming', 'Sent', 'Archived', 'Contact Information', and 'Service Requests'. The 'Compose' tab is currently selected and highlighted with a purple underline. Below the navigation bar, there are three input fields: 'Message Topic' (a dropdown menu), 'Subject' (a text input field), and 'Message' (a larger text area for the message body). A small pencil icon is visible in the bottom right corner of the 'Message' field.

CONTACT US

If you have any questions or concerns about this upgrade to your Online Banking experience, please call 800-899-8001 or email ebanking@fnb-la.com.